

eContent Fall Pilot (Student - Posttest)





Description: Created for Mary Ellen Flynn (meflynn@email.arizona.edu)

Date Created: 8/20/2013 5:24:55 PM

Date Range: 8/22/2013 12:00:00 AM - 1/30/2014 11:59:00 PM

Total Respondents: 177

Q1. What type of textbook did you use for this course?

Count	Percent		
131	74.01%		The provided eTextbook only
13	7.34%		Self-purchased hard copy only
22	12.43%		The provided eTextbook and self-purchased hard copy
11	6.21%		Did not use either textbook
177	Respondents		

Q3. Please rate your experience performing the following activities with the eText: - Accessing the eText for the first time via D2L or Blackboard

Count	Percent		
1	0.71%		Very difficult
7	5.00%		Difficult
66	47.14%		Easy
64	45.71%		Very easy
2	1.43%		Unable to judge
140	Respondents		

Q4. Please rate your experience performing the following activities with the eText: - Accessing the eText throughout the semester

Count	Percent		
2	1.43%		Very difficult
6	4.29%		Difficult
48	34.29%		Easy
81	57.86%		Very easy
3	2.14%		Unable to judge
140	Respondents		

Q5. Please rate your experience performing the following activities with the eText: - Printing pages of the eText

Count	Percent		
5	3.57%		Very difficult
11	7.86%		Difficult
19	13.57%		Easy
18	12.86%		Very easy
87	62.14%		Unable to judge
140	Respondents		

Q6. Please rate your experience performing the following activities with the eText: - Printing notes and/or highlights

Count	Percent		
6	4.29%		Very difficult
16	11.43%		Difficult
20	14.29%		Easy
22	15.71%		Very easy
76	54.29%		Unable to judge
140	Respondents		

Q7. Please rate your experience performing the following activities with the eText: - Sharing notes, questions, and/or highlights with my classmates

Count	Percent		
5	3.57%		Very difficult
14	10.00%		Difficult
32	22.86%		Easy
29	20.71%		Very easy
60	42.86%		Unable to judge
140	Respondents		

Q8. Please rate your experience performing the following activities with the eText: - Sending notes, questions, and/or highlights to my instructor

Count	Percent		
3	2.14%		Very difficult
16	11.43%		Difficult
28	20.00%		Easy
25	17.86%		Very easy
68	48.57%		Unable to judge
140	Respondents		

Q9. Please rate your experience performing the following activities with the eText: - Managing privacy settings (who can see your notes)

Count	Percent		
6	4.29%		Very difficult
22	15.71%		Difficult
32	22.86%		Easy
25	17.86%		Very easy
55	39.29%		Unable to judge
140	Respondents		

Q10. Please rate your experience performing the following activities with the eText: - Highlighting

Count	Percent		
3	2.14%		Very difficult
12	8.57%		Difficult
41	29.29%		Easy
65	46.43%		Very easy
19	13.57%		Unable to judge
140	Respondents		

Q11. Please rate your experience performing the following activities with the eText: - Adding notes

Count	Percent		
2	1.43%		Very difficult
11	7.86%		Difficult
41	29.29%		Easy
56	40.00%		Very easy
30	21.43%		Unable to judge
140	Respondents		

Q12. Please rate your experience performing the following activities with the eText: - Navigating the eTextbook







Count	Percent		
8	5.71%		Very difficult
26	18.57%		Difficult
49	35.00%		Easy
53	37.86%		Very easy
4	2.86%		Unable to judge
140	Respondents		

Q13. Did you experience any technological issues with Courseload?			
Count	Percent		
26	18.57%		Yes (please elaborate)
114	81.43%		No
140	Respondents		







Q14. Please indicate your level of agreement with the following statement: My instructor encouraged use of the Courseload features.			
Count	Percent		
62	39.74%		Strongly agree
63	40.38%		Agree
22	14.10%		Neutral
8	5.13%		Disagree
1	0.64%		Strongly disagree
156	Respondents		

Q15. Which eText features improved your learning experience? (Check all that apply)				
Count	Respondent %	Response %		
58	42.34%	13.81%		Bookmarking
27	19.71%	6.43%		Copying/pasting into another document
80	58.39%	19.05%		Highlighting
12	8.76%	2.86%		Printing
76	55.47%	18.10%		Searching
15	10.95%	3.57%		Tagging
31	22.63%	7.38%		My own annotations
95	69.34%	22.62%		Instructor's annotations
12	8.76%	2.86%		Other students' annotations
4	2.92%	0.95%		Asking questions directly to the professor via Courseload
10	7.30%	2.38%		Other (please specify)
137	Respondents			
420	Responses			







Q16. For each of the following tasks, would you ideally prefer to use an eText or a hard copy? - Reading

Count	Percent		
41	26.28%		1 - Strongly prefer eText
13	8.33%		2
27	17.31%		3 - No preference
21	13.46%		4
52	33.33%		5 - Strongly prefer hard copy
2	1.28%		Not applicable/do not do this task
156	Respondents		







Q17. For each of the following tasks, would you ideally prefer to use an eText or a hard copy? - Taking notes

Count	Percent		
37	23.72%		1 - Strongly prefer eText
16	10.26%		2
32	20.51%		3 - No preference
15	9.62%		4
48	30.77%		5 - Strongly prefer hard copy
8	5.13%		Not applicable/do not do this task
156	Respondents		







Q18. For each of the following tasks, would you ideally prefer to use an eText or a hard copy? - Highlighting

Count	Percent		
59	37.82%		1 - Strongly prefer eText
18	11.54%		2
25	16.03%		3 - No preference
10	6.41%		4
35	22.44%		5 - Strongly prefer hard copy
9	5.77%		Not applicable/do not do this task
156	Respondents		







Q19. For each of the following tasks, would you ideally prefer to use an eText or a hard copy? - Compiling notes

Count	Percent		
40	25.64%		1 - Strongly prefer eText
25	16.03%		2
40	25.64%		3 - No preference
11	7.05%		4
28	17.95%		5 - Strongly prefer hard copy
12	7.69%		Not applicable/do not do this task
156	Respondents		







Q20. For each of the following tasks, would you ideally prefer to use an eText or a hard copy? - Creating a study guide

Count	Percent		
43	27.56%		1 - Strongly prefer eText
27	17.31%		2
32	20.51%		3 - No preference
14	8.97%		4
25	16.03%		5 - Strongly prefer hard copy
15	9.62%		Not applicable/do not do this task
156	Respondents		







Q21. For each of the following tasks, would you ideally prefer to use an eText or a hard copy? - Searching for specific content

Count	Percent		
94	60.26%		1 - Strongly prefer eText
24	15.38%		2
12	7.69%		3 - No preference
7	4.49%		4
17	10.90%		5 - Strongly prefer hard copy
2	1.28%		Not applicable/do not do this task
156	Respondents		







Q22. For each of the following tasks, would you ideally prefer to use an eText or a hard copy? - Sharing notes with others

Count	Percent		
53	33.97%		1 - Strongly prefer eText
35	22.44%		2
31	19.87%		3 - No preference
4	2.56%		4
14	8.97%		5 - Strongly prefer hard copy
19	12.18%		Not applicable/do not do this task
156	Respondents		

Q23. For each of the following tasks, would you ideally prefer to use an eText or a hard copy? - Collecting notes or quotes for a paper

Count	Percent		
59	37.82%		1 - Strongly prefer eText
28	17.95%		2
34	21.79%		3 - No preference
4	2.56%		4
18	11.54%		5 - Strongly prefer hard copy
13	8.33%		Not applicable/do not do this task
156	Respondents		

Q24. For each of the following tasks, would you ideally prefer to use an eText or a hard copy? - Reading or studying with groups

Count	Percent		
36	23.08%		1 - Strongly prefer eText
16	10.26%		2
33	21.15%		3 - No preference
17	10.90%		4
41	26.28%		5 - Strongly prefer hard copy
13	8.33%		Not applicable/do not do this task
156	Respondents		

Q25. For each of the following tasks, would you ideally prefer to use an eText or a hard copy? - Cross-referencing between the textbook and another source

Count	Percent		
45	28.85%		1 - Strongly prefer eText
26	16.67%		2
33	21.15%		3 - No preference
8	5.13%		4
29	18.59%		5 - Strongly prefer hard copy
15	9.62%		Not applicable/do not do this task
156	Respondents		

Q26. How do you think using the eContent platform affected your grade?

Count	Percent		
6	4.41%		Decreased grade
98	72.06%		No change to grade
32	23.53%		Increased grade
136	Respondents		






Q27. Approximately how much of the assigned reading have you completed?

Count	Percent		
36	23.23%		All
65	41.94%		More than half (but less than all)
45	29.03%		Less than half
9	5.81%		None
155	Respondents		

Q28. In your opinion, how much reading is required for success in this particular course?

Count	Percent		
38	24.52%		All assigned reading
61	39.35%		More than half of the assigned reading (but less than all)
46	29.68%		Less than half of the assigned reading
10	6.45%		None
155	Respondents		





Q29. Ideally, how long would you like to have access to this eText after the class is over?

Count	Percent		
49	31.61%		I don't need access to the eText after the end of the class
11	7.10%		For one semester
14	9.03%		For an academic year
41	26.45%		For my time as a student at the UA
40	25.81%		Indefinitely
155	Respondents		

Q30. eTexts are generally available for a percentage of the list price of the hard copy of the textbook. Based on your experience in this course, at what level of discount would you consider an eText to be a good value?

Count	Percent		
8	5.48%		I don't consider an eText a good value at any price
42	28.77%		More than 70% off list price
51	34.93%		51-70% off list price
27	18.49%		31-50% off list price
13	8.90%		15-30% off list price
5	3.42%		I consider an eText a good value at any price
146	Respondents		

Q31. In order to reduce textbook price and increase collaboration, Courseload requires that all students registered for the course purchase the ebook through their system at a discount. Many Universities charge this as a course fee. What do you think about this system?

Count	Percent		
48	32.88%		I would be very unhappy with that system (Why?)
40	27.40%		I would be unhappy with that system (Why?)
53	36.30%		I would be happy with that system (Why?)
5	3.42%		I would be very happy with that system (Why?)
146	Respondents		

Q32. In your opinion, what factors are most important for UA to consider when determining the future of eTexts on campus? Please rank the following items from highest priority to lowest priority with 9=The highest priority and 1=The lowest priority. - Amount of discount over cost of hard copy

Count	Percent		
19	13.57%		1
5	3.57%		2
9	6.43%		3
3	2.14%		4
4	2.86%		5
7	5.00%		6
13	9.29%		7
12	8.57%		8
68	48.57%		9
140 Respondents			

Q33. In your opinion, what factors are most important for UA to consider when determining the future of eTexts on campus? Please rank the following items from highest priority to lowest priority with 9=The highest priority and 1=The lowest priority. - Length of access to digital copy

Count	Percent		
23	16.67%		1
22	15.94%		2
17	12.32%		3
15	10.87%		4
11	7.97%		5
7	5.07%		6
17	12.32%		7
17	12.32%		8
9	6.52%		9
138 Respondents			

Q34. In your opinion, what factors are most important for UA to consider when determining the future of eTexts on campus? Please rank the following items from highest priority to lowest priority with 9=The highest priority and 1=The lowest priority. - Personal reading features (notetaking and highlighting)

Count	Percent		
7	5.07%		1
19	13.77%		2
13	9.42%		3
16	11.59%		4
23	16.67%		5
21	15.22%		6
14	10.14%		7
13	9.42%		8
12	8.70%		9
138 Respondents			

Q35. In your opinion, what factors are most important for UA to consider when determining the future of eTexts on campus? Please rank the following items from highest priority to lowest priority with 9=The highest priority and 1=The lowest priority. - Collaborative reading features (sharing notes with classmates and instructors)

Count	Percent		
15	10.87%		1
17	12.32%		2
22	15.94%		3
17	12.32%		4
17	12.32%		5
24	17.39%		6
13	9.42%		7
9	6.52%		8
4	2.90%		9
138 Respondents			

Q36. In your opinion, what factors are most important for UA to consider when determining the future of eTexts on campus? Please rank the following items from highest priority to lowest priority with 9=The highest priority and 1=The lowest priority. - Multimedia (audio/video) integration

Count	Percent		
16	11.59%		1
13	9.42%		2
17	12.32%		3
25	18.12%		4
28	20.29%		5
15	10.87%		6
11	7.97%		7
8	5.80%		8
5	3.62%		9
138 Respondents			

Q37. In your opinion, what factors are most important for UA to consider when determining the future of eTexts on campus? Please rank the following items from highest priority to lowest priority with 9=The highest priority and 1=The lowest priority. - Integrated quizzing

Count	Percent		
9	6.52%		1
13	9.42%		2
15	10.87%		3
21	15.22%		4
22	15.94%		5
22	15.94%		6
20	14.49%		7
10	7.25%		8
6	4.35%		9
138 Respondents			

Q38. In your opinion, what factors are most important for UA to consider when determining the future of eTexts on campus? Please rank the following items from highest priority to lowest priority with 9=The highest priority and 1=The lowest priority. - Interactive graphs and illustrations

Count	Percent		
12	8.70%		1
21	15.22%		2
16	11.59%		3
20	14.49%		4
13	9.42%		5
21	15.22%		6
21	15.22%		7
10	7.25%		8
4	2.90%		9
138 Respondents			

Q39. In your opinion, what factors are most important for UA to consider when determining the future of eTexts on campus? Please rank the following items from highest priority to lowest priority with 9=The highest priority and 1=The lowest priority. - Availability on mobile devices (iPad, smartphones)

Count	Percent		
13	9.42%		1
10	7.25%		2
15	10.87%		3
15	10.87%		4
7	5.07%		5
12	8.70%		6
20	14.49%		7
31	22.46%		8
15	10.87%		9
138 Respondents			

Q40. In your opinion, what factors are most important for UA to consider when determining the future of eTexts on campus? Please rank the following items from highest priority to lowest priority with 9=The highest priority and 1=The lowest priority. - Ability to print

Count	Percent		
23	16.67%		1
18	13.04%		2
15	10.87%		3
6	4.35%		4
13	9.42%		5
10	7.25%		6
9	6.52%		7
28	20.29%		8
16	11.59%		9
138 Respondents			

Q41. Did you use an adaptive technology, such as a screen reader, with the eText?

Count	Percent		
11	7.53%		Yes (Please list the services/technology you used and discuss any issues you encountered while using them.)
135	92.47%		No
146 Respondents			

Q42. Academic level:

Count	Percent		
27	18.88%		Freshman
14	9.79%		Sophomore
43	30.07%		Junior
17	11.89%		Senior
41	28.67%		Graduate Student
1	0.70%		Other (please specify)
143 Respondents			